

Preparation of Base for Tiling

This step is best completed by the shower installer. Shower Base should be installed first.

BASE FLOOR

Apply Base Interlayer Membrane

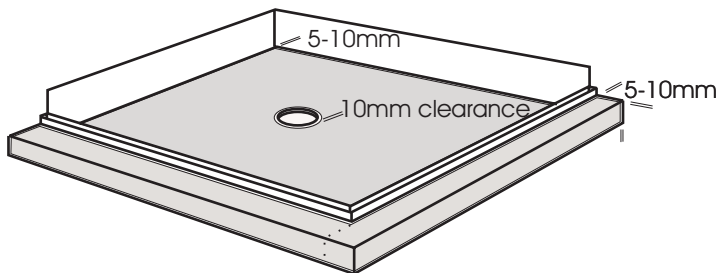
NOTE: As the shower base is already waterproofed, the function of the Base Interlayer Membrane (supplied) is to provide an adhesion surface only.

STEPS

1. The shower base must be clean, dry and free of any foreign matter. Do not proceed until any potential contaminant is removed.

2. Cut the Base Interlayer Membrane (supplied) into strips to cover the surface of the base. Peel release tape backing and apply self-adhesive sheet to surface of the base. DO NOT OVERLAP JOINS. As the membrane is for adhesion only, approximate coverage is acceptable and it is not necessary to cover the base completely. Leave a 10mm gap between membrane and tiling edge around waste outlet.

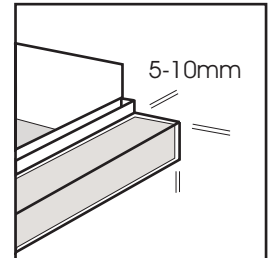
3. Remove the membrane backing paper and press membrane sheet down on the base surface, working from the inside out - leaving a 10mm gap from the waste outlet edge - see Fig. 1 below.



Recommended Tile Adhesives for Base Interlayer Membrane

Mapei - Kerabond with Isolastic
Mobile Ceramics - Latacrete Lataflex
Mobile Ceramics - Lataflex Gold
Polymer Engineering - Flexi Wall & Floor (2-part)
RLA Polymers - Resin Flex 2-part or Butyl Bond
Jacobsens - Davco Powder Mastic
Jacobsens - Ultraflex
Kerakoll - Kerakoll H40 Flex
Kerakoll - Flexi Wall & Floor (2 part)

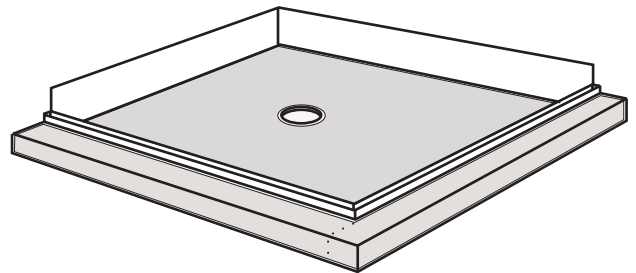
4. Apply hob membrane strip (supplied) to exposed hob outside of shower channels, leaving a 5-10mm margin to edge (Fig. 2)



5. Once applied, place a protective cover (such as cut-to-size cardboard or membrane backing paper) over the applied Interlayer Membrane until surface is ready for tiling. It is important to keep the membrane surface clean and free of dirt or dust.

BASE UPSTAND

Do NOT apply Base Interlayer Membrane to the base upstand area. [This must be kept free for the wall membrane.]



Ps ensure base upstand remains clean and free of contamination.

Potential contaminants include wallboard primer, silicon, mineral turpentine, paint, dust etc. These must not be present on any part of the base upstand, as adhesion to the wall membrane may be affected.

Where the base upstand needs cleaning, we recommend using acetone or methylated spirits. Ensure all traces of methylated spirits is wiped clean before applying membrane.

Do not apply wallboard primer to any part of the Base Upstand. Where extra tack is needed, use only Atlantis BaseTak.